



UNIVERSITY OF
WEST LONDON

DEVELOPING A DIGITAL IDENTITY
WEEKLY REFLECTIVE JOURNAL
INDIVIDUAL ASSIGNMENT

TITLE: WEEKLY REFLECTIVE JOURNAL

LECTURER NAME:	Ali Gheitasy
STUDENT NUMBER:	21326567
COURSE TITLE:	BSc. (Hons) IT Management for Business
MODULE CODE:	CP40057E
ASSESSMENT:	INDIVIDUAL REPORT
ISSUED DATE:	24 th – Mar – 2017
SUBMISSION DATE:	17 th – Apr – 2017
WORD COUNT:	541 Words

TABLE OF CONTENTS:

0.1	TABLE OF FIGURES:	ii
1.0	INTRODUCTION:.....	1
2.0	DESIGN & FEATURES:	2
2.1	DROPDOWN MENU FOR THE JOURNALS:.....	2
2.2	CURRENT DATE:	3
2.3	JAVASCRIPT TYPEWRITE EFFECT:.....	4
2.3	JAVASCRIPT LIBRARY:	6
2.3.1	IMAGE MODAL WINDOW:.....	6
2.3.2	IMAGE ROLLOVER EFFECT:	7
2.3.3	IMAGE LIST EFFECT:.....	8
2.3.4	IMAGE SLIDESHOW EFFECT:.....	9

0.1 TABLE OF FIGURES:

Figure 1: DROPDOWN NAVIGATION FOR THE JOURNALS 2
Figure 2: CURRENT DATE 3
Figure 3: TYPEWRITER EFFECT – 1 4
Figure 4: TYPEWRITER EFFECT – 2 4
Figure 5: TYPEWRITER EFFECT - 3 4
Figure 6: TYPEWRITER EFFECT - 4 5
Figure 7: TYPEWRITER EFFECT - 5 5
Figure 8: TYPEWRITER EFFECT - 6 5
Figure 9: TYPEWRITER EFFECT - 7 5
Figure 10: IMAGE MODAL GALLERY 6
Figure 11: OPEN MODAL - Showing caption, image total, close icon and arrow key 7
Figure 12: IMAGE ROLLOVER EFFECT 7
Figure 13: IMAGE LIST EFFECT 8
Figure 14: IMAGE SLIDESHOW EFFECT 9

1.0 INTRODUCTION:

The following documentation was made for the purpose of showcasing the added features and plugins of my website for the second assessment of the module. In the first assessment I had already incorporated all required features including the REFELCTIVE JOURNAL, custom HTMLS and CSS3 as well as additional features such as PHP on the contact form, and JavaScript and jQuery that I used to trigger the navigation when the website was responsive. I made sure that the website was fully responsive as well.

For this assessment however, I have added other JavaScript functionalities and widgets that make my website even more interactive and fun. The following are brief description of all added features on my website.

2.0 DESIGN & FEATURES:

The following are all the designs and features that I have added to my website. These include both JavaScript and jQuery for the purpose of adding interactivity with the users of my website.

2.1 DROPDOWN MENU FOR THE JOURNALS:

In order to ensure that all pages provide easy access to the users so that they can navigate to different journals as desired rather than going back to the homepage to select a journal, I have added a dropdown menu for the **journal** on the navigation so that no matter which page the users are on they will still be able to access each and every single journal easily.

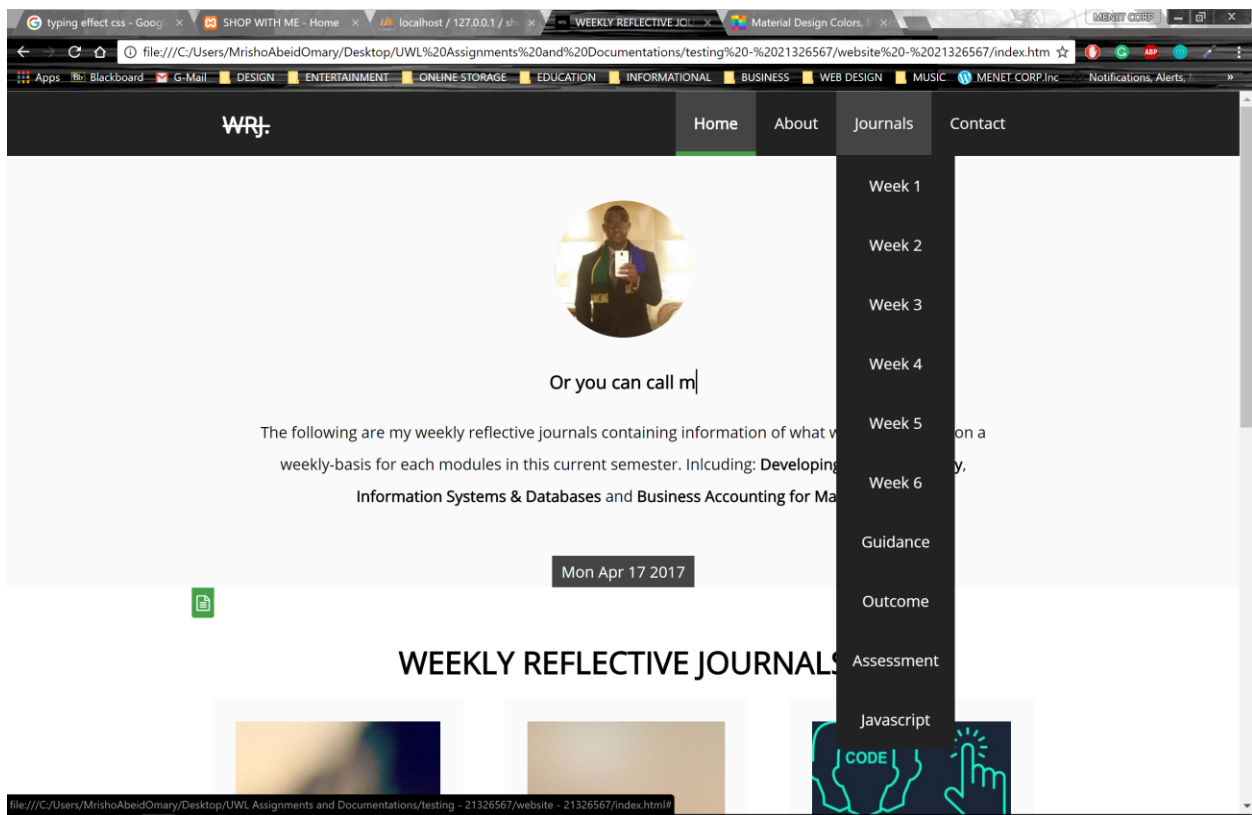


FIGURE 1: DROPDOWN NAVIGATION FOR THE JOURNALS

2.2 CURRENT DATE:

On the home page of my website, I have added another **span** with the class of **other** which is used to contain the current date and time as per the user's current time on their computer.

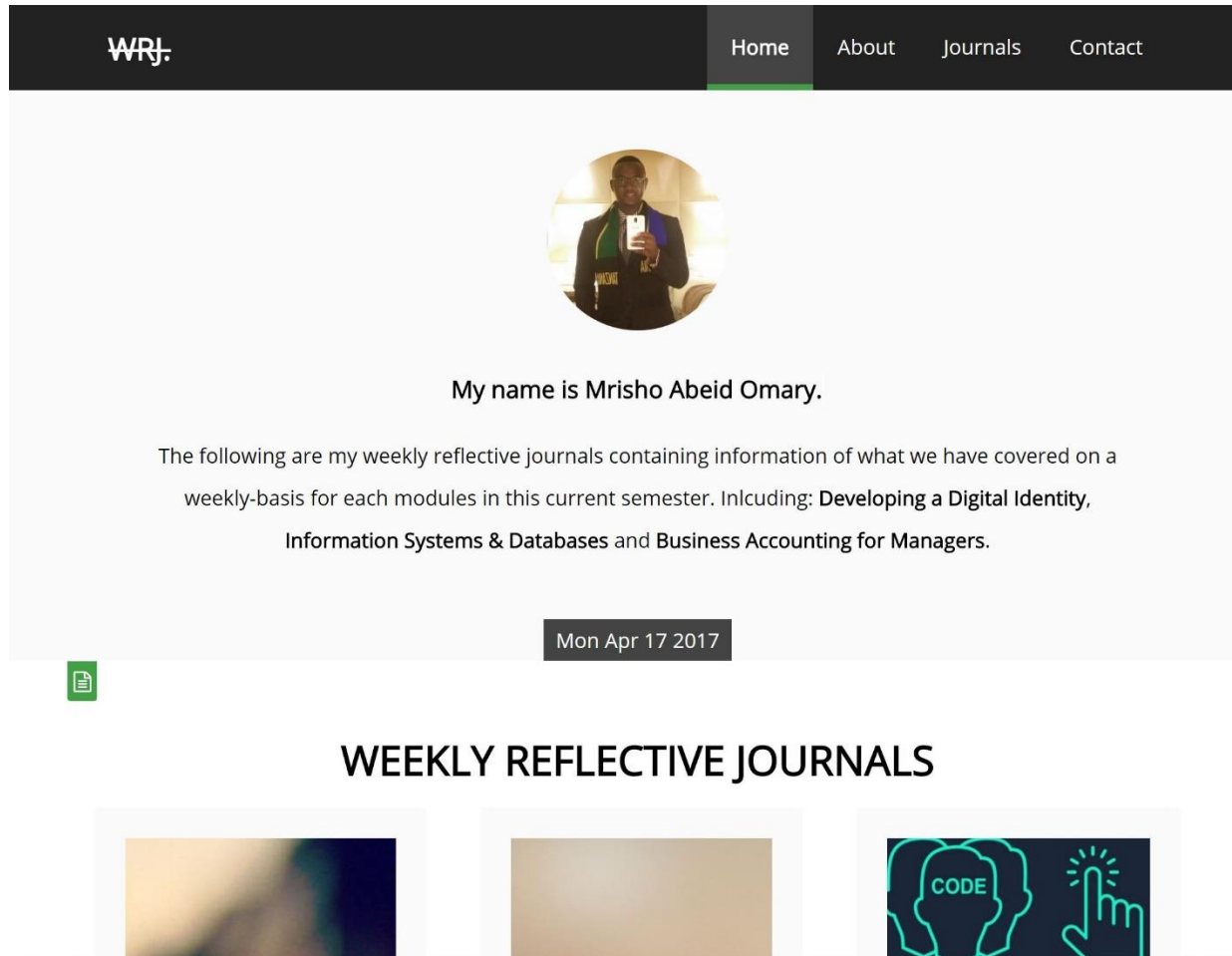


FIGURE 2: CURRENT DATE

2.3 JAVASCRIPT TYPEWRITE EFFECT:

I have also added a typewriter effect on the home page of my website which shows the changes in different types of text about me and my website. I have implement this on the

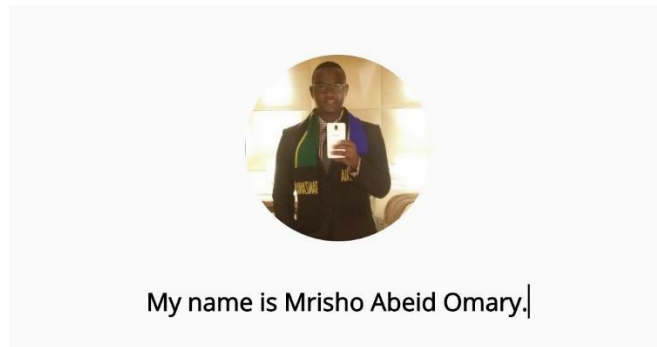


FIGURE 3: TYPEWRITER EFFECT – 1

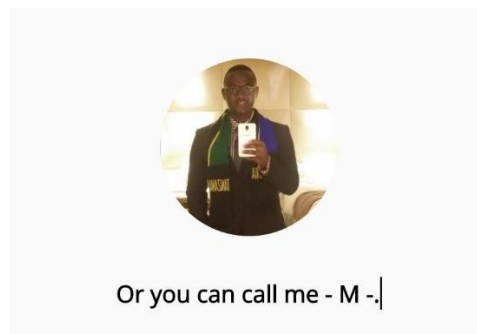


FIGURE 4: TYPEWRITER EFFECT – 2

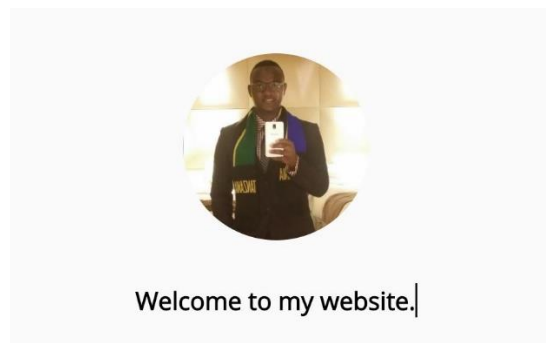


FIGURE 5: TYPEWRITER EFFECT - 3

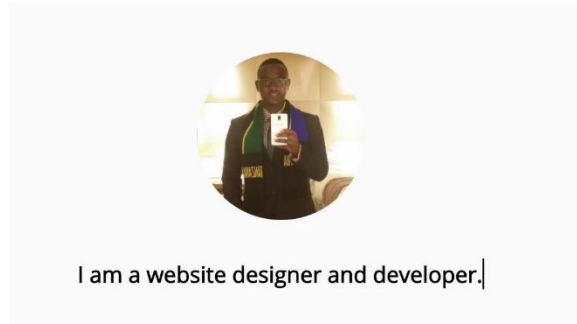


FIGURE 6: TYPEWRITER EFFECT - 4



FIGURE 7: TYPEWRITER EFFECT - 5

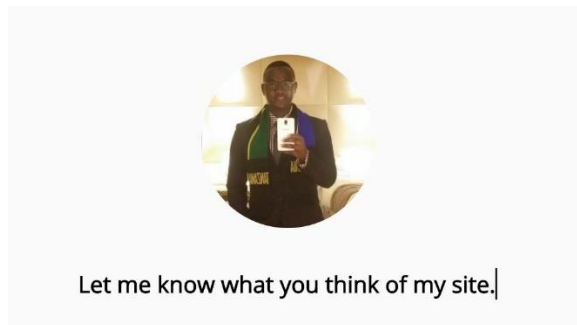


FIGURE 8: TYPEWRITER EFFECT - 6

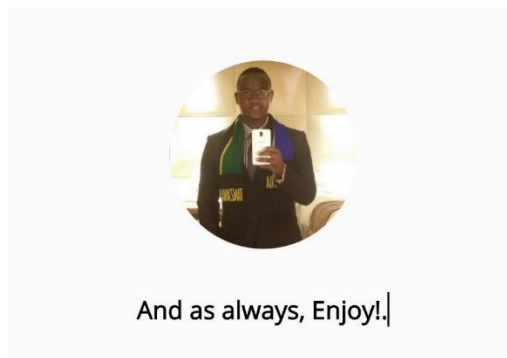


FIGURE 9: TYPEWRITER EFFECT - 7

2.3 JAVASCRIPT LIBRARY:

Within the JavaScript Library in the Journals window, I have added all other JavaScript features and functionalities on the image galleries that I have included in the website. The following are all JavaScript features in the order in which they have been added.

2.3.1 IMAGE MODAL WINDOW:

The **image modal window** is used to show the images in their actual size after a user has selected a thumbnail of a specific image that he or she wants to see.

JAVASCRIPT LIBRARY:

Image Modal Scroll Effect:

This is an image **modal effect** which create a scroll effect through all images in the gallery whenever a thumbnail of an image is selected.




FIGURE 10: IMAGE MODAL GALLERY




FIGURE 11: OPEN MODAL - SHOWING CAPTION, IMAGE TOTAL, CLOSE ICON AND ARROW KEY

2.3.2 IMAGE ROLLOVER EFFECT:

The **image rollover effect** changes the current image whenever an image is hovered on.

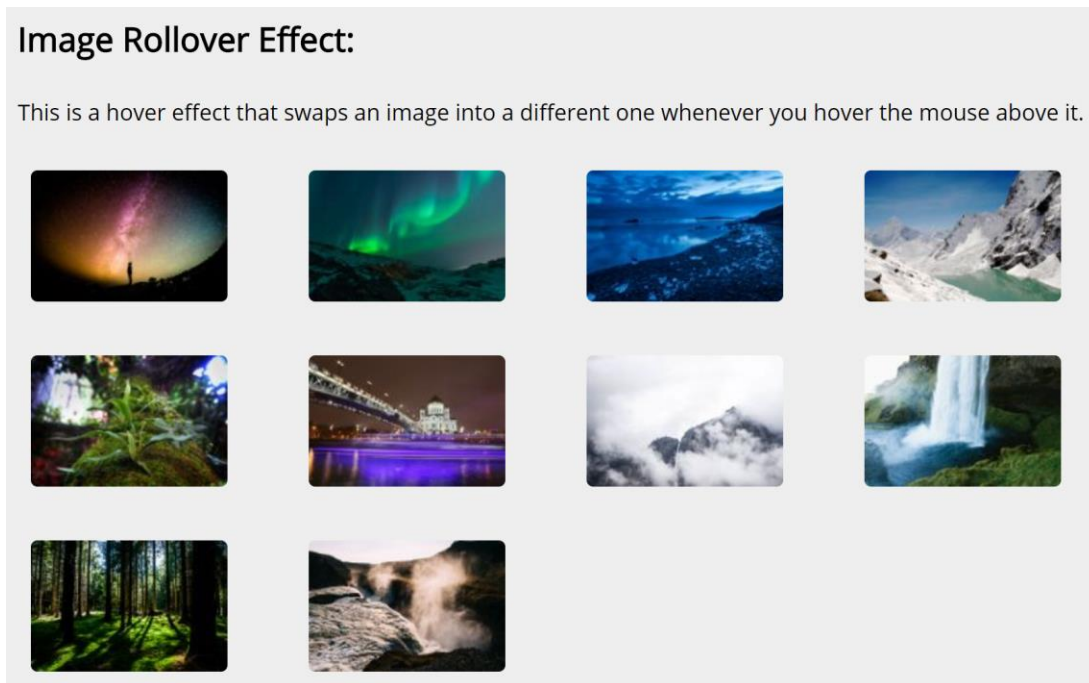


FIGURE 12: IMAGE ROLLOVER EFFECT

2.3.3 IMAGE LIST EFFECT:

The **image list effect** change the main image whenever a thumbnail is selected by the user.




FIGURE 13: IMAGE LIST EFFECT.

2.3.4 IMAGE SLIDESHOW EFFECT:

The **image slideshow effect** changes each image and its title every 3 seconds. It is on a loop hence once it starts it never stops.

Image Slideshow Effect:

This is a slideshow effect which changes different images in given intervals of times, in this case it is every 3 seconds

A type breed of cow



FIGURE 14: IMAGE SLIDESHOW EFFECT.